



# Biome Webquest

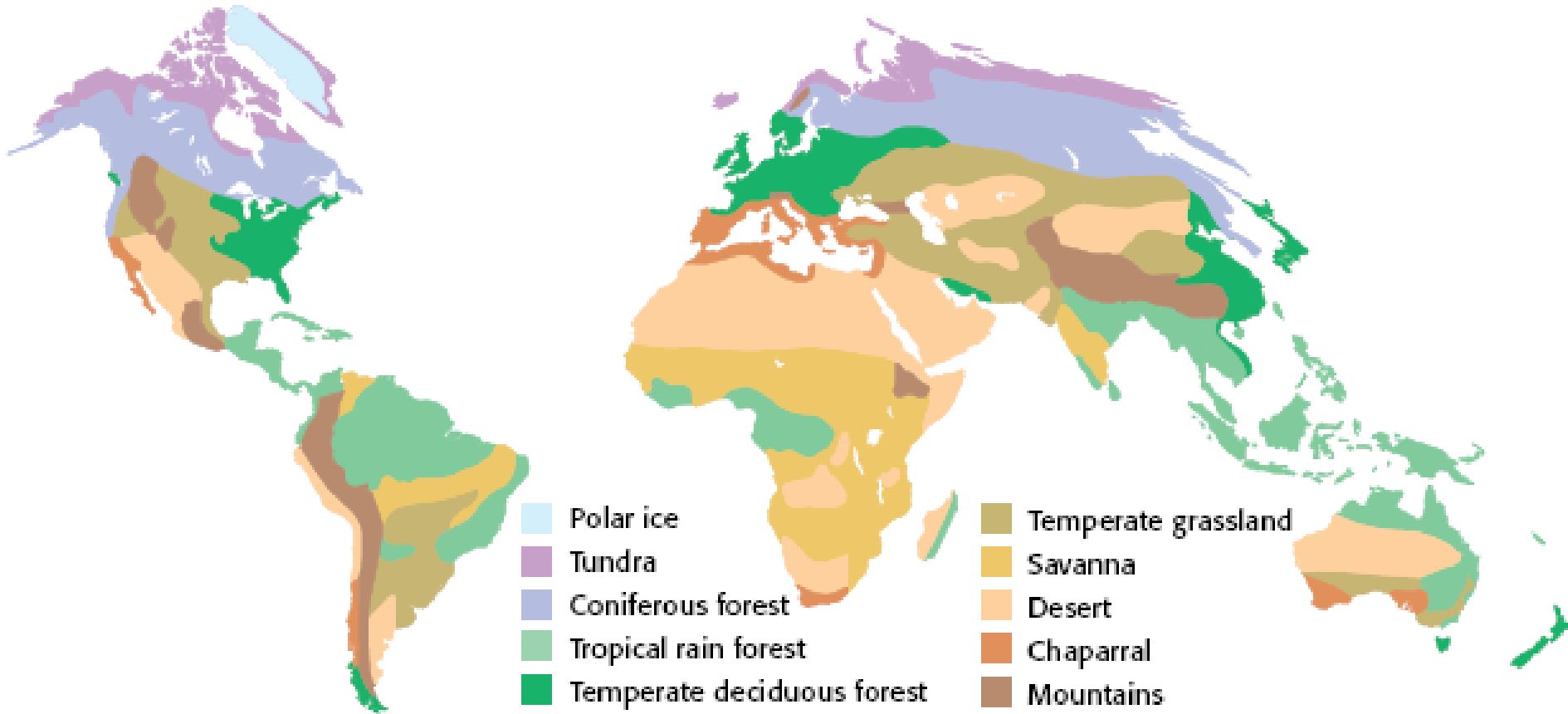
A look into the world

**©2022 by Kelly Abdul**

# Biome Project

- Biomes – Geographic area distinguished by certain types of plants, animals and climate (weather)

# Biomes of the World



# Biomes of The World

- Coniferous Forest
- Temperate Deciduous Forest
- Desert
- Grassland
- Savanna
- Tropical Rainforest
- Tundra

# How we will do this....

- Using a Wikipage, students will create presentations about each biome

# What you need to include in your presentation

- Information about your Biome to be Included:

**Plants** - Name as many plants as you can that live in your Biome.  
include Pictures

**Animals** - Name as many animals as you can that live in your Biome. include Pictures

**Climate** - Describe the climate of your Biome and include pictures.

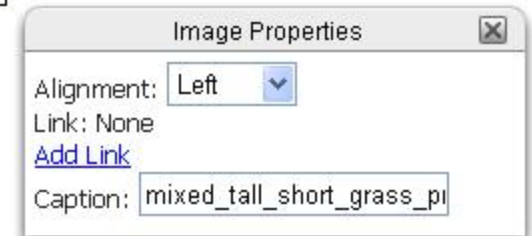
**Key Facts** – Tell the class what is most important about the biome

# Things to Remember

the equator. Temperatures for the summer remain above 80° F (27° C)

- How To's

In order to add pictures to your presentation, it is just as simple as copying and pasting.



- You can adjust the image properties by clicking on it and changing the image properties.

# Wikispaces

- How to edit page:
- Click on “Edit This Page” box

sciencebookz

☆ home [Edit This Page](#) page ▾ [discussion](#) [history](#) [notify me](#)

Biome Project Revised In [Edit This Page](#)


Information about your Biome to be Included:

**Plants** - Name as many plants as you can that live in your Biome. include Pictures

**Animals** - Name as many animals as you can that live in your Biome. include Pictures

**Climate** - Describe the climate of your Biome and include pictures.

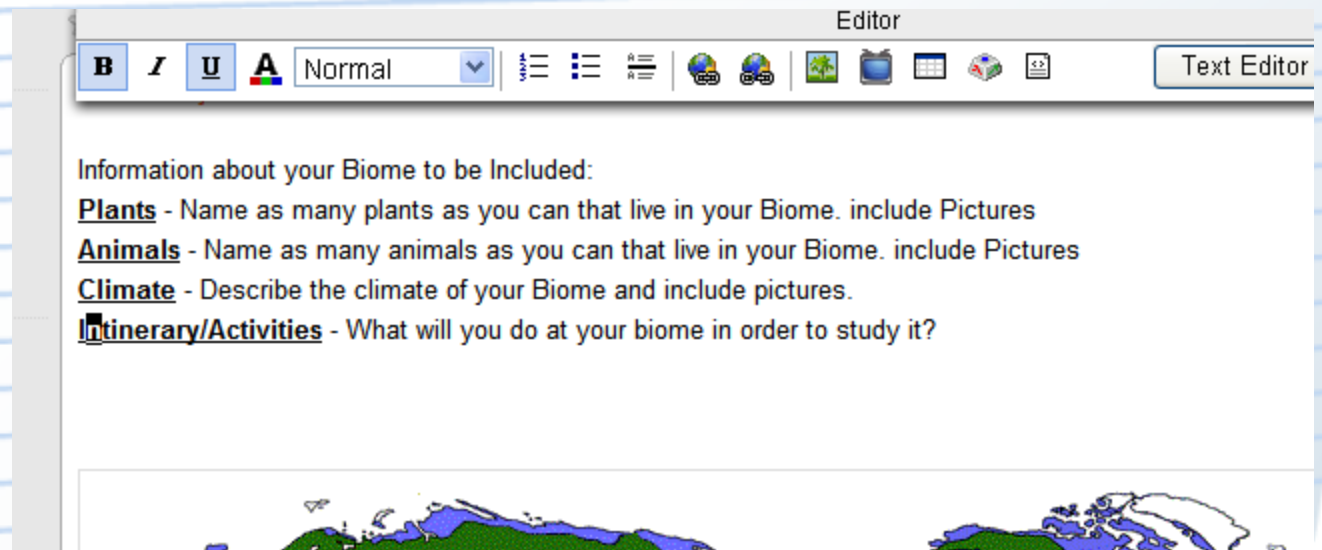
**Intinerary/Activities** - What will you do at your biome in order to study it?














# Wikispaces

- Make changes to page as you find information



Editor

**B** *I* U **A** Normal          Text Editor


Information about your Biome to be Included:

**Plants** - Name as many plants as you can that live in your Biome. include Pictures

**Animals** - Name as many animals as you can that live in your Biome. include Pictures

**Climate** - Describe the climate of your Biome and include pictures.

**Itinerary/Activities** - What will you do at your biome in order to study it?



# Wikispaces

- Save your work when you are done

Text Editor

Preview

Save

Ca



# Things to Remember

- Remember to keep your presentations simple and organized.
  - When you write your information, you should try to put it in the form of phrases not sentences.
- By doing this, it makes it easier for everyone to read and write.

# Things to Remember

- **MOST IMPORTANT RULES EVER!!!!!!**
  - Cite everything you've used to gain information using MLA formatting (green sheet of paper)
  - Work only on your page as a group. **DO NOT** change anyone else's work.

# How to Log On to Wikispaces

- Open a web browser and go to [www.wikispaces.com](http://www.wikispaces.com)